




SEVERIN

Gebrauchsanweisung	Kochplatten	Ⓓ
Instructions for use	Electric table-top hot-plates	ⒼⒷ
Mode d'emploi	Plaques chauffantes électriques	Ⓕ
Gebruiksaanwijzing	Elektrische tafel warmhoudplaten	ⒶⒻ
Instrucciones de uso	Placas eléctricas de mesa	Ⓔ
Manuale d'uso	Piano di cottura elettrico da tavolo	Ⓘ
Brugsanvisning	Elektrisk kogeplade	ⒹⓀ
Bruksanvisning	Elektrisk kokplatta av bordsmodell	Ⓐ
Käyttöohje	Sähkölämpölevy	ⒻⒶ
Instrukcja obsługi	Elektryczna płyta grzewcza do gotowania i smażenia	ⒶⒻ
Οδηγίες χρήσεως	Ηλεκτρικές επιτραπέζιες εστίες	ⒹⒶ
Руководство по эксплуатации	Настольная электроплитка	ⒶⒶ



I

Electric table-top hot-plates

Dear Customer,


Before using the appliance, please read the following instructions carefully and keep this manual for future reference. The appliance must only be used by persons familiar with these instructions.

Connection to the mains supply

The appliance should only be connected to an earthed socket installed in accordance with the regulations.

Make sure that the supply voltage corresponds with the voltage marked on the rating label. This product complies with all binding CE labelling directives.

Important safety instructions

- Before the appliance is used, the main body as well as any attachment fitted should be checked thoroughly for any defects. Should the appliance, for instance, have been dropped onto a hard surface, it must not be used any longer: even invisible damage may have adverse effects on the operational safety of the appliance.
-  **Caution - hot surfaces:** This symbol draws attention to the fact that the accessible housing surfaces – especially on and around the hot-plate – may become very hot during operation
- This appliance may be used by children (at least 8 years of age) and by persons with reduced physical, sensory or mental capabilities, or lacking experience and knowledge, provided they have been given supervision or instruction concerning the use of the appliance and fully understand all dangers and safety precautions involved.
- Children must not be permitted to play with the appliance.
- Children must not be permitted to carry

out any cleaning or maintenance work on the appliance unless they are supervised.

- The appliance and its power cord must be kept well away from children under 8 at all times.
- **Caution:** Keep any packaging materials well away from children – such materials are a potential source of danger, e.g. of suffocation.
- Do not leave the appliance unattended while in use.
- **Caution:** When overheated, food may tend to ignite. However, the likelihood of this occurring is increased where food with a high fat or oil content is concerned.
- Do not position or operate the appliance close to or underneath any wall-cupboards or hanging objects such as curtains or any other inflammable materials.
- During operation, the appliance must be placed on a heat-resistant surface, impervious to splashes, stains or hot steam. The feet should always be fully extended to allow for the maximum distance between the appliance and the work surface.
- **Always remove the plug from the wall socket**
 - in case of any malfunction,
 - after use, and also
 - before cleaning the appliance.
- When removing the plug from the wall socket, never pull on the power cord; always grip the plug itself.
- Do not let the power cord hang free.
- Keep its power cord, or that of any other appliances well away from any hot parts of the plate at all times.
- The appliance is not intended to be operated by means of an external timer or separate remote-control system
- No responsibility will be accepted if damage results from improper use, or if these instructions are not complied with.
- This appliance is intended for domestic or similar applications, such as
 - in shops, offices and other similar

- working environments,
- in agricultural areas,
- by customers in hotels, motels etc. and similar establishments,
- in bed-and breakfast type environments.
- Use only original accessory parts; the use of any attachments other than those provided by the manufacturer may cause serious hazards to the user.
- In order to comply with safety regulations and to avoid hazards, repairs of electrical appliances must be carried out by qualified personnel, including the replacement of the power cord. If repairs are needed, please send the appliance to one of our customer service departments. The address can be found in the appendix to this manual.

Start up

Before using the appliance for the first time, let it heat up for approximately 3 minutes at maximum power (but without using a pot or saucepan), while ensuring sufficient ventilation. This will help to 'burn in' the protective coating which safeguards the hot-plate against corrosion. During this process, a slight smell and a little smoke may be emitted. This is normal and will only last for a very short time. Ensure sufficient ventilation. Clean the appliance afterwards as described in section **General care and cleaning** below.

Operation

- Always place a pot / saucepan on the hot-plate before the appliance is switched on.
- Ensure that the pot is clean and dry on the outside. Do not use stain covered pots / saucepans.
- To prevent damage to the hot-plate, only use pots / saucepans with flat bottoms. Most suitable are pots specifically designed for use on electric plates (see picture I).
- Always make sure that the pot / saucepan used is of at least the same diameter as the plate; this minimises the loss of heat and prevents the plate from being damaged as

a result of uneven heat distribution.

Thermostat setting

- MAX** : Pre-cooking and quick frying
4-5 : Regular cooking, frying
3-4 : Simmering
1-2 : Keeping warm

Set the thermostat knob to the 'MIN' position after use.

To ensure that the appliance is completely switched off, always remove the plug from the wall socket.

Indicator light

The indicator light stays on while the hot-plate is heating up. It goes out once the pre-set temperature has been reached.

General care and cleaning

- Before cleaning the appliance, ensure it is disconnected from the power supply and has cooled down completely.
- To avoid the risk of electric shock, do not clean the appliance with water and do not immerse it in water.
- Do not use abrasives or harsh cleaning solutions.
- After use, a wet cloth may be used to remove any spills from the plates.
- A special cleaning agent should be used to treat the plate from time to time.

Disposal



Do not dispose of old or defective appliances in domestic garbage; this should only be done through public collection points.

Guarantee

This product is guaranteed against defects in materials and workmanship for a period of two years from the date of purchase. Under this guarantee the manufacturer undertakes to repair or replace any parts found to be defective, providing the product is returned to one of our authorised service centres. This guarantee is only valid if the

appliance has been used in accordance with the instructions, and provided that it has not been modified, repaired or interfered with by any unauthorised person, or damaged through misuse.

This guarantee naturally does not cover wear and tear, nor breakables such as glass and ceramic items, bulbs etc. This guarantee does not affect your statutory rights, nor any legal rights you may have as a consumer under applicable national legislation governing the purchase of goods. If the product fails to operate and needs to be returned, pack it carefully, enclosing your name and address and the reason for return. If within the guarantee period, please also provide the guarantee card and proof of purchase.